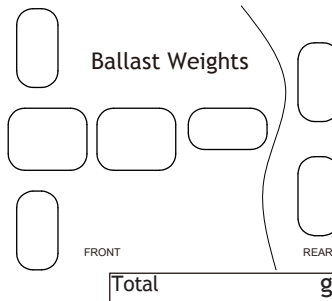
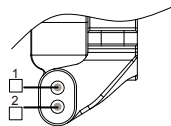
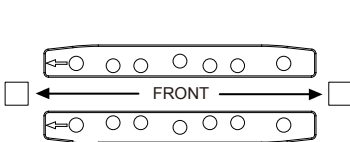
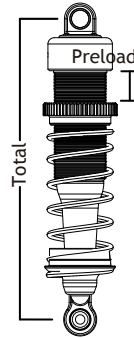
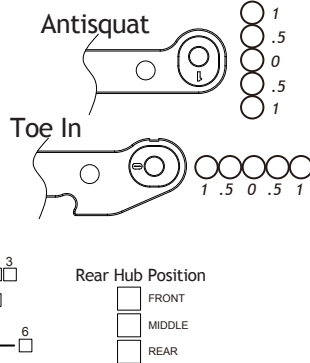
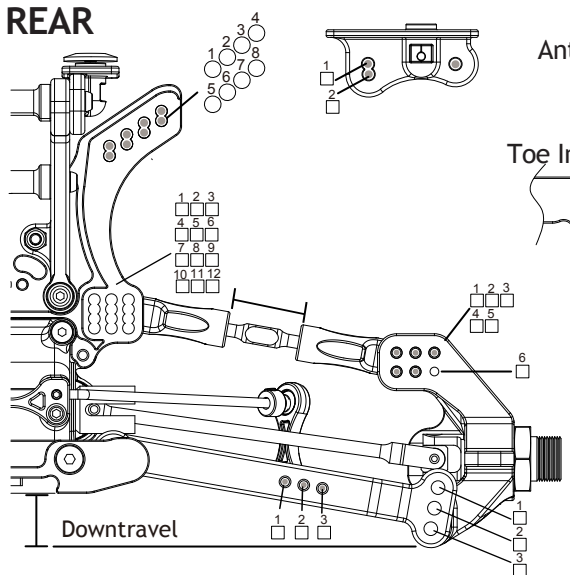
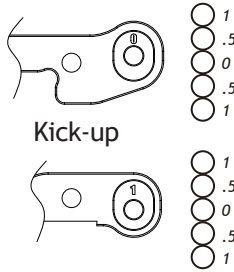
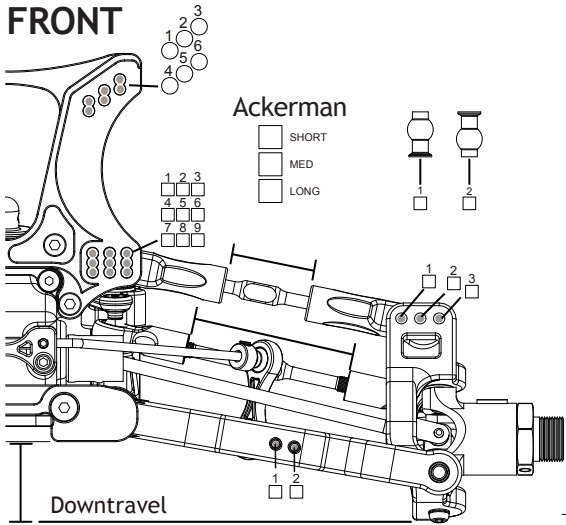




Name _____
 Date _____
 Track _____
 Temperature _____
 Weather _____

Tight _____
 Open _____
 Smooth _____
 Rough _____

Low Bite _____
 High Bite _____
 Dusty _____
 BlueGroove _____



Car Weight _____ g

Engine	Plug	Fuel
Pipe	Clutch	Clutch Spring

	FRONT	REAR
*		
Ride Height		
Downtravel		
Swaybar		
Brake Balance	%	%
Camber	Length: _____ mm	Length: _____ mm
	Degree: _____	Degree: _____
Steering Link / Front Toe	Length: _____ mm	
	Degree: _____	

SHOCKS

Oil wt / Brand		
Piston		
Spring		
Length	Preload: _____ mm	Preload: _____ mm
	Total: _____ mm	Total: _____ mm
Rebound		

TYRES

Tread / Brand		
Compound		
Insert		
Wheel		
Tyre Set Weight		g

DIFFS

	FRONT	CENTER	REAR
Oil wt / Brand			
Gear ratio (main/pinion)			

Best Laptime
Runtime
Best result
Qualifying
Final

NOTES